



अमृत महा आवास अभियान २०२२-२३

दैनिक प्रगती अहवाल : ०४.०६.२०२३

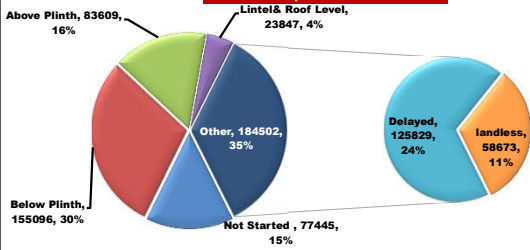
प्रधानमंत्री आवास योजना ग्रामीण – मंजूरी, पूर्ण घरकुले, हप्ते वितरण, भूमिहीन, आर्थिकदृष्ट्या अपुर्ण
राज्य पुरस्कृत ग्रामीण आवास योजना – मंजूरी, पूर्ण घरकुले, हप्ते वितरण, आर्थिकदृष्ट्या अपुर्ण

योजना	एकूण मंजूरी	दैनिक मंजूरी	एकूण पूर्ण	दैनिक पूर्ण घरकुले	दैनिक पहिला हप्ता वितरित	दैनिक दुसरा हप्ता वितरित	दैनिक तिसरा हप्ता वितरित
प्रधानमंत्री आवास योजना ग्रामीण	१४०८५१३	०	१०६८९५२	७५९	२०३	४६०	४४६
राज्य योजना	५७४५०३	५०	४१३४२५	२७३	९८८	११६५	१२७०
एकूण	१९८३०१६	५०	१४८२३७७	१०३२	११९१	१६२५	१७१६

PMAY-G Completion Progress Bar

75.9%

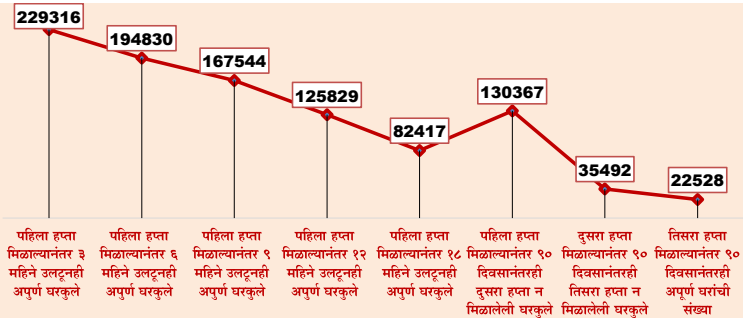
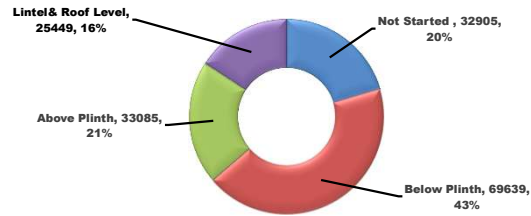
PMAY-G: Incomplete Houses bifurcation



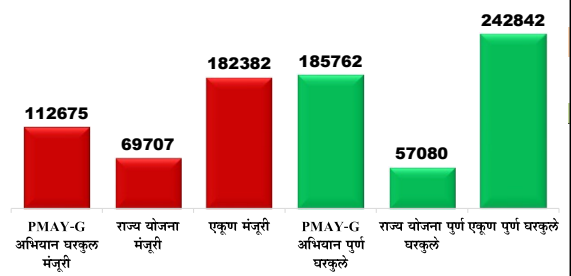
State Schemes Progress Bar

72.0%

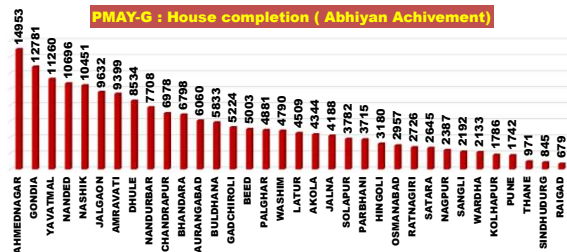
State Schemes: Incomplete Houses bifurcation



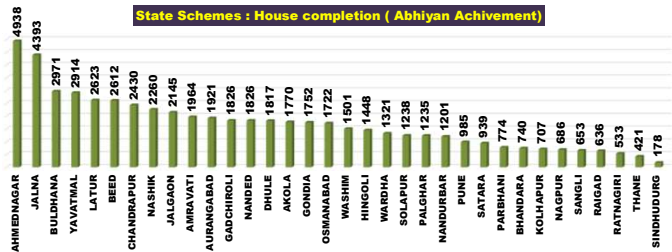
Abhiyan Achievement Day 196



PMAY-G : House completion (Abhiyan Achievement)



State Schemes : House completion (Abhiyan Achievement)

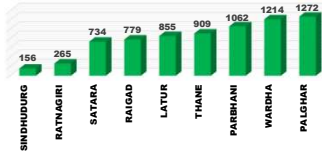


राज्य व्यवस्थापन कक्ष- ग्रामीण गृहनिर्माण

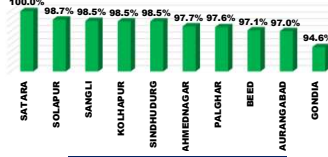
४ था मजला, दक्षिण कक्ष, सिडको भवन, सीबीडी बेलापूर, नवी मुंबई - ४०० ६१४.

Top and Bottom Ten Districts

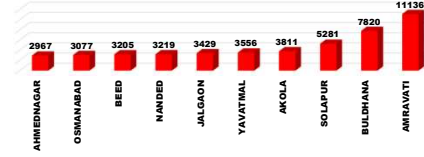
PMAY-G Delayed Houses TOP 10 Dist.



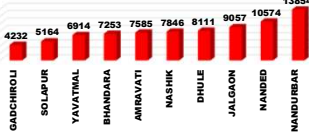
State Schemes Sanction TOP 10 Dist.



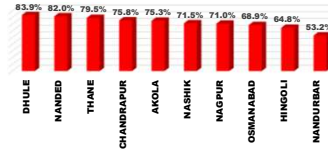
PMAY-G Remaining 1st Installments Bottom 10 Dist.



PMAY-G Delayed Houses Bottom 10 Dist.



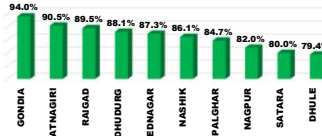
State Schemes Sanction Bottom 10 Dist.



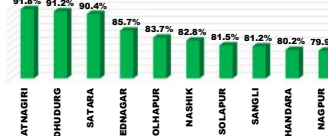
PMAY-G Remaining 2nd Installments Bottom 10 Dist.



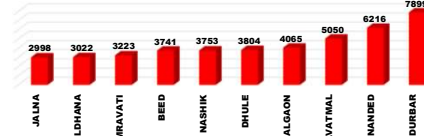
PMAY-G Completion TOP 10 Dist.



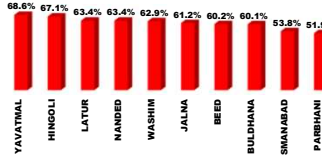
State Schemes Completion TOP 10 Dist.



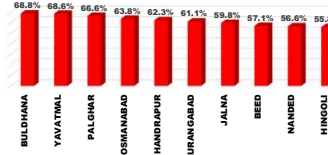
PMAY-G Remaining 3rd Installments Bottom 10 Dist.



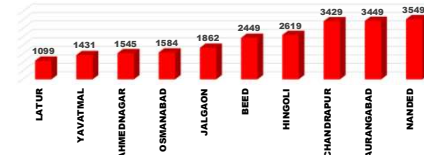
PMAY-G Completion Bottom 10 Dist.



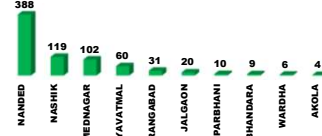
State Schemes Completion Bottom 10 Dist.



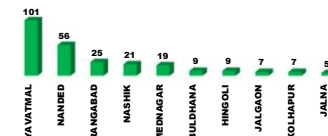
State Schemes Remaining 1st Installments Bottom 10 Dist.



PMAY-G Daily Completion Top 10 Dist.



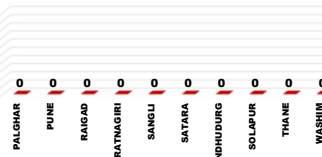
State Schemes Daily Completion Top 10 Dist.



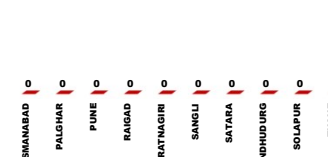
State Schemes Remaining 2nd Installments Bottom 10 Dist.



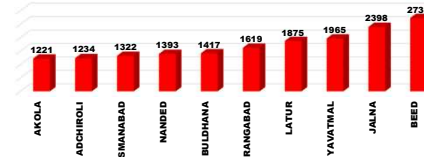
PMAY-G Daily Completion Bottom 10 Dist.



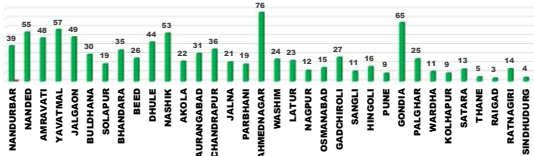
State Schemes Daily Completion Bottom 10 Dist.



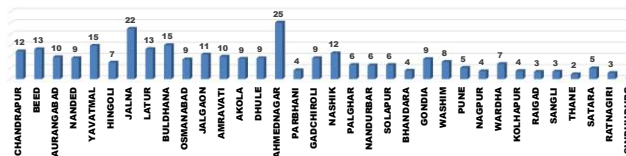
State Schemes Remaining 3rd Installments Bottom 10 Dist.



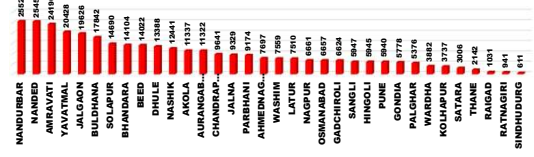
PMAY-G : Current Pace of Completion Per Day (Abhiyan)



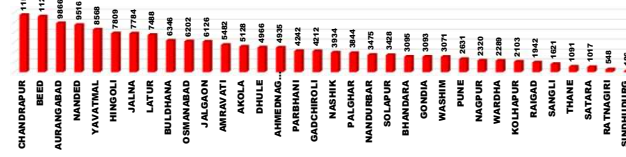
State Schemes : Current Pace of Completion Per Day (Abhiyan)



PMAY-G Required Pace of Completion Per Day



State Schemes Required Pace of Completion Per Day



प्रधानमंत्री आवास योजना ग्रामीण - मंजूरी (PWL+Awaas Plus)

Sr. No.	Division	Target (PWL+Awaas Plus)	03.06.2023	04.06.2023	Daily_Achievement	Remaining
1	NASHIK DIV.	414866	413464	413464	0	1402
2	AMRAVATI DIV.	274730	274145	274145	0	585
3	AURANGABAD DIV.	237996	237285	237285	0	711
4	NAGPUR DIV.	291859	291172	291119	0	740
5	KONKAN DIV.	69871	69611	69611	0	260
6	PUNE DIV.	124036	122897	122889	0	1147
Total		1413358	1408574	1408513	0	4845

Sr. No.	District	Target (PWL+Awaas Plus)	03.06.2023	04.06.2023	Daily_Achievement	Remaining
1	AHMEDNAGAR	60783	60730	60730	0	53
2	AKOLA	48792	48778	48778	0	14
3	AMRAVATI	95493	95220	95220	0	273
4	AURANGABAD	36740	36514	36514	0	226
5	BEED	35310	35253	35253	0	57
6	BHANDARA	64976	64914	64914	0	62
7	BULDHANA	44741	44696	44696	0	45
8	CHANDRAPUR	43094	42958	42958	0	136
9	DHULE	65009	64917	64917	0	92
10	GADCHIROLI	31707	31615	31615	0	92
11	GONDIA	96493	96137	96137	0	356
12	HINGOLI	18109	18083	18083	0	26
13	JALGAON	79662	79176	79176	0	486
14	JALNA	24038	24023	24023	0	15
15	KOLHAPUR	17636	17585	17585	0	51
16	LATUR	20679	20493	20493	0	186
17	NAGPUR	36956	36941	36941	0	15
18	NANDED	69533	69463	69463	0	70
19	NANDURBAR	119664	118958	118958	0	706
20	NASHIK	89748	89683	89683	0	65
21	OSMANABAD	14499	14394	14394	0	105
22	PALGHAR	35415	35188	35188	0	227
23	PARBHANI	19088	19062	19062	0	26
24	PUNE	20367	20292	20292	0	75
25	RAIGAD	9830	9820	9820	0	10
26	RATNAGIRI	9888	9871	9871	0	17
27	SANGLI	21778	21606	21606	0	172
28	SINDHUDURG	5133	5133	5133	0	0
29	SOLAPUR	49081	48380	48380	0	701
30	THANE	9605	9599	9599	0	6
31	WASHIM	20384	20355	20355	0	29
32	YAVATMAL	65320	65096	65096	0	224
33	SATARA	15174	15034	15026	-8	148
34	WARDHA	18633	18607	18554	-53	79
Total		1413358	1408574	1408513	0	4845

Remaining Sanction RANK

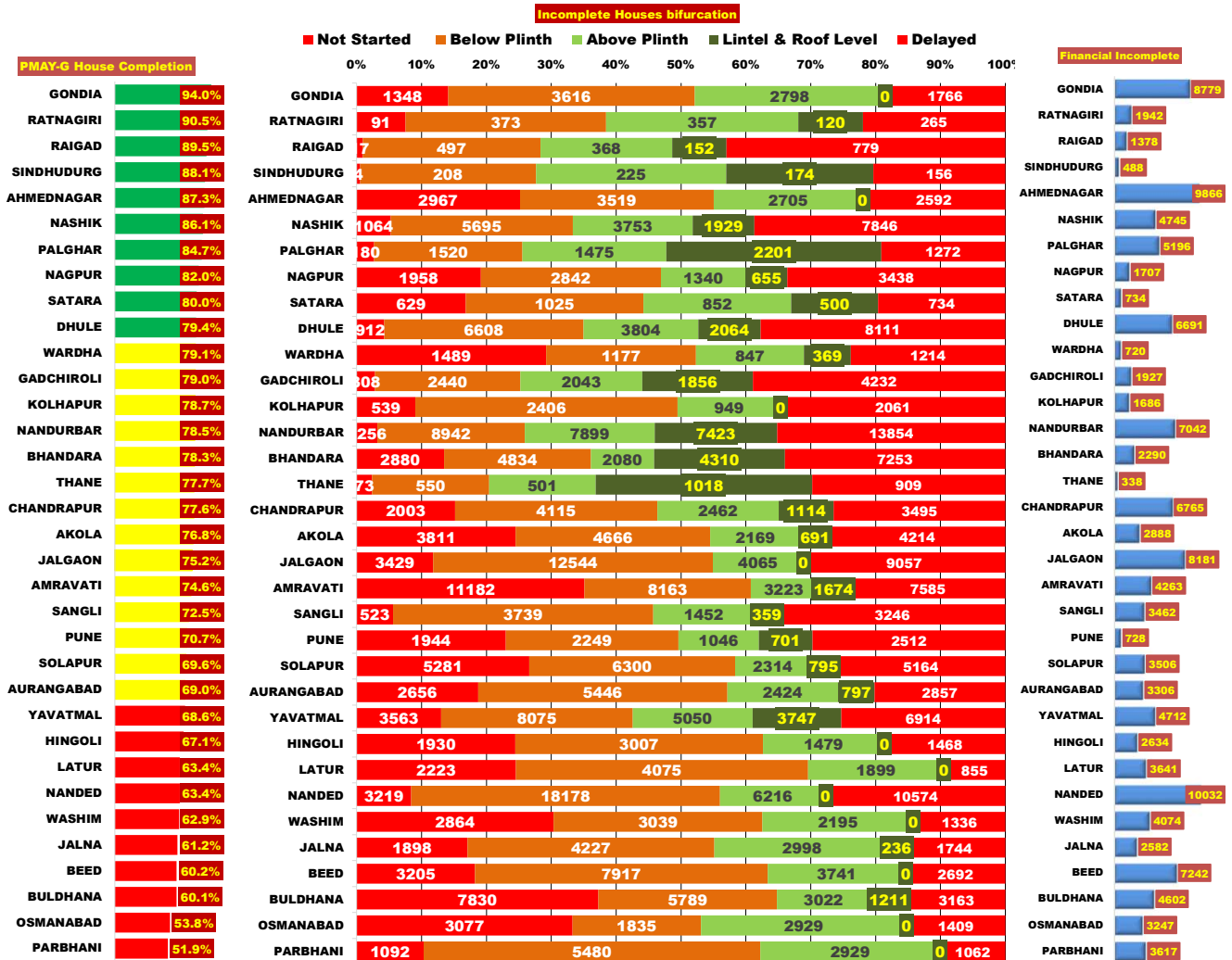
SINDHUDURG	0
THANE	6
RAIGAD	10
AKOLA	14
JALNA	15
NAGPUR	15
RATNAGIRI	17
HINGOLI	26
PARBHANI	26
WASHIM	29
BULDHANA	45
KOLHAPUR	51
AHMEDNAGAR	53
BEED	57
BHANDARA	62
NASHIK	65
NANDED	70
PUNE	75
WARDHA	79
DHULE	92
GADCHIROLI	92
OSMANABAD	105
CHANDRAPUR	136
SATARA	148
SANGLI	172
LATUR	186
YAVATMAL	224
AURANGABAD	226
PALGHAR	227
AMRAVATI	273
GONDIA	356
JALGAON	486
SOLAPUR	701
NANDURBAR	706

प्रधानमंत्री आवास योजना - ग्रामीण : भूमिहीन लाभार्थी अहवाल

Sr. No.	District	Google Sheet Report			AwaasSoft Report			
		Total Landless	Provided land	Remaining	Landless beneficiaries tagged in AwaasSoft	Landless beneficiaries provided land	Remaining Landless	Remaining Tag (provided land)
1	DHULE	18	18	0	18	18	0	0
2	GADCHIROLI	8	8	0	8	8	0	0
3	NANDURBAR	0	0	0	0	0	0	0
4	PALGHAR	11	9	2	11	11	0	-2
5	RAIGAD	6	6	0	6	6	0	0
6	RATNAGIRI	23	23	0	23	23	0	0
7	SINDHUDURG	420	420	0	420	420	0	0
8	KOLHAPUR	257	238	19	257	227	30	11
9	THANE	127	69	58	127	60	67	9
10	NANDED	362	319	43	362	242	120	77
11	GONDIA	2450	2450	0	2450	2327	123	123
12	BEED	212	125	87	212	72	140	53
13	SANGLI	430	198	232	410	144	266	54
14	PARBHANI	331	63	268	331	54	277	9
15	SATARA	1304	659	645	1127	630	497	29
16	NASHIK	1802	1300	502	1803	1147	656	153
17	HINGOLI	1713	795	918	1713	466	1247	329
18	CHANDRAPUR	2769	1221	1548	2750	1486	1264	-265
19	JALNA	1381	406	975	1374	85	1289	321
20	WARDHA	2803	1499	1304	2776	1393	1383	106
21	NAGPUR	5088	3642	1446	4997	3459	1538	183
22	AURANGABAD	3297	1733	1564	3290	1614	1676	119
23	LATUR	2299	1121	1178	2310	477	1833	644
24	PUNE	2924	1599	1325	2781	880	1901	719
25	JALGAON	22928	20121	2807	22868	20935	1933	-814
26	YAVATMAL	3612	1450	2162	3661	1290	2371	160
27	BHANDARA	5675	3660	2015	5666	3266	2400	394
28	OSMANABAD	2470	287	2183	2469	56	2413	231
29	WASHIM	3457	1398	2059	3436	865	2571	533
30	AHMEDNAGAR	7756	4183	3573	7745	4451	3294	-268
31	AKOLA	7072	3935	3137	7373	3942	3431	-7
32	SOLAPUR	7297	3684	3613	7223	1408	5815	2276
33	BULDHANA	15191	8938	6253	15601	7989	7612	949
34	AMRAVATI	21529	12817	8712	21522	11389	10133	1428
	Total	127022	78394	48628	127120	70840	56280	8910

प्रधानमंत्री आवास योजना ग्रामीण - पूर्ण घरकूले

Sr. No.	Division	Sanction	03.06.2023	04.06.2023	Daily Achievement	Remaining	Avg. Completed Per Day From 20.11.22 to Today	To be Completed in Per Day till 05.06.23
1	AURANGABAD DIV.	237285	147435	147869	434	89416	206	89416
2	NASHIK DIV.	413464	334551	334792	241	78672	262	78672
3	AMRAVATI DIV.	274145	192716	192783	67	81362	182	81362
4	NAGPUR DIV.	291119	244413	244429	16	46690	185	46690
5	PUNE DIV.	122889	89568	89569	1	33320	62	33320
6	KONKAN DIV.	69611	59510	59510	0	10101	52	10101
Total		1408513	1068193	1068952	759	339561	948	339561



प्रधानमंत्री आवास योजना ग्रामीण - पूर्ण घरकूले

Sr. No.	District	Sanction	03.06.2023	04.06.2023	Daily_Achievement	Remaining	Aug. Completed Per Day From 20.11.22 to Today	To be Completed in Per Day till 05.06.23
1	NANDED	69463	43618	44006	388	25457	55	25457
2	NASHIK	89683	77123	77242	119	12441	53	12441
3	AHMEDNAGAR	60730	52931	53033	102	7697	76	7697
4	YAVATMAL	65096	44608	44668	60	20428	57	20428
5	AURANGABAD	36514	25161	25192	31	11322	31	11322
6	JALGAON	79176	59530	59550	20	19626	49	19626
7	PARBHANI	19062	9878	9888	10	9174	19	9174
8	BHANDARA	64914	50801	50810	9	14104	35	14104
9	WARDHA	18554	14666	14672	6	3882	11	3882
10	AKOLA	48778	37437	37441	4	11337	22	11337
11	AMRAVATI	95220	71021	71024	3	24196	48	24196
12	JALNA	24023	14691	14694	3	9329	21	9329
13	HINGOLI	18083	12136	12138	2	5945	16	5945
14	KOLHAPUR	17585	13847	13848	1	3737	9	3737
15	NAGPUR	36941	30279	30280	1	6661	12	6661
16	BEED	35253	21231	21231	0	14022	26	14022
17	BULDHANA	44696	26854	26854	0	17842	30	17842
18	CHANDRAPUR	42958	33317	33317	0	9641	36	9641
19	DHULE	64917	51529	51529	0	13388	44	13388
20	GADCHIROLI	31615	24991	24991	0	6624	27	6624
21	GONDIA	96137	90359	90359	0	5778	65	5778
22	LATUR	20493	12983	12983	0	7510	23	7510
23	NANDURBAR	118958	93438	93438	0	25520	39	25520
24	OSMANABAD	14394	7737	7737	0	6657	15	6657
25	PALGHAR	35188	29812	29812	0	5376	25	5376
26	PUNE	20292	14352	14352	0	5940	9	5940
27	RAIGAD	9820	8789	8789	0	1031	3	1031
28	RATNAGIRI	9871	8930	8930	0	941	14	941
29	SANGLI	21606	15659	15659	0	5947	11	5947
30	SATARA	15026	12020	12020	0	3006	13	3006
31	SINDHUDURG	5133	4522	4522	0	611	4	611
32	SOLAPUR	48380	33690	33690	0	14690	19	14690
33	THANE	9599	7457	7457	0	2142	5	2142
34	WASHIM	20355	12796	12796	0	7559	24	7559
Total		1408513	1068193	1068952	759	339561	948	339561

राज्यपुरस्कृत आवास योजना ग्रामीण - मंजूरी

Sr. No.	Division	Target	03.06.2023	04.06.2023	Daily_Achievement	Remaining
1	NAGPUR DIV.	118430	97780	97816	36	20614
2	AURANGABAD DIV.	200327	171531	171545	14	28782
3	KONKAN DIV.	34744	31988	31988	0	2756
4	PUNE DIV.	65859	63387	63387	0	2472
5	NASHIK DIV.	141552	113854	113854	0	27698
6	AMRAVATI DIV.	110155	95913	95913	0	14242
Total		671067	574453	574503	50	96564

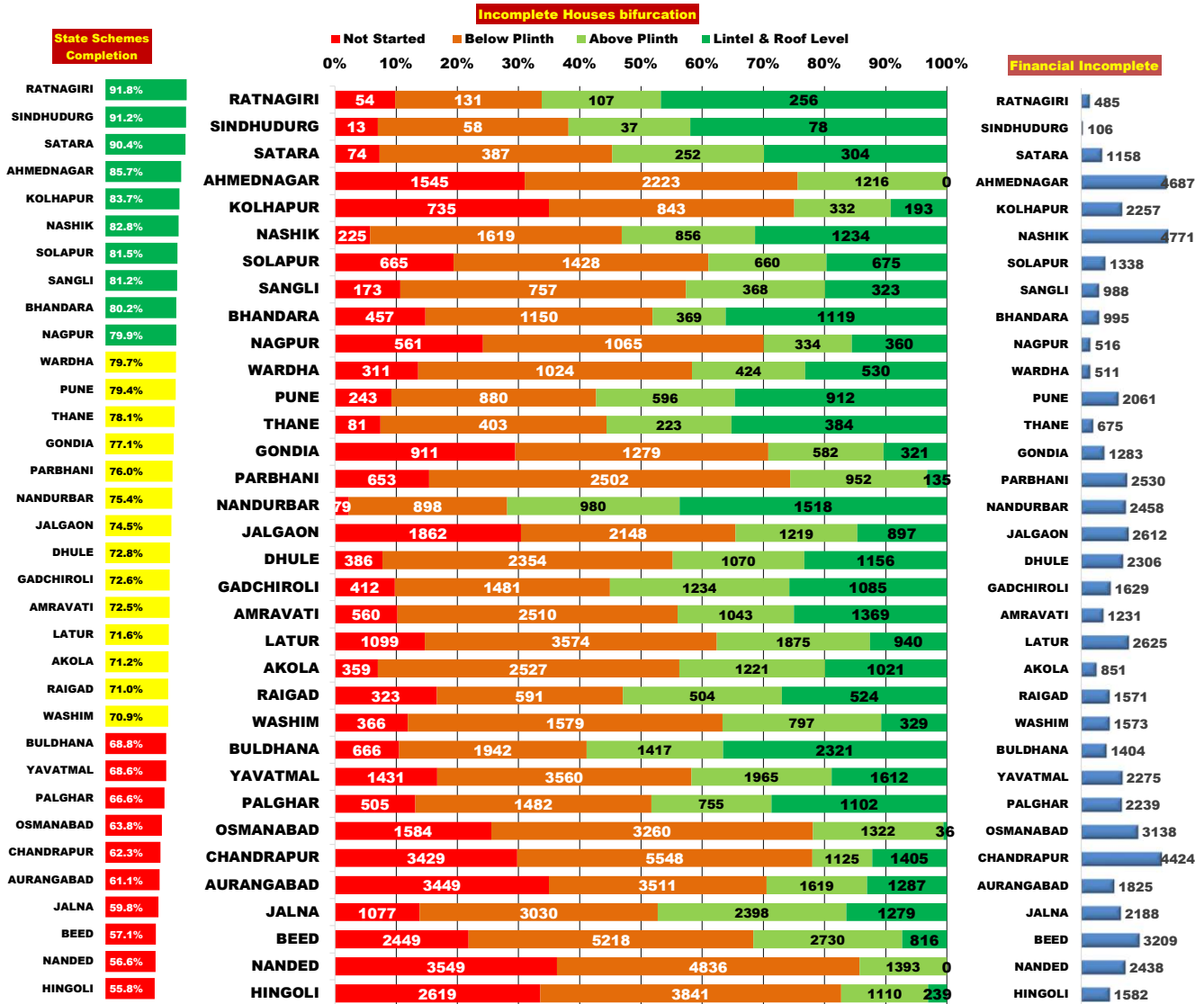
Sr. No.	District	Target	03.06.2023	04.06.2023	Daily_Achievement	Remaining
1	CHANDRAPUR	40285	30506	30542	36	9743
2	NANDED	26760	21922	21931	9	4829
3	PARBHANI	19784	17659	17664	5	2120
4	AHMEDNAGAR	35298	34499	34499	0	799
5	AKOLA	23681	17832	17832	0	5849
6	AMRAVATI	23224	19907	19907	0	3317
7	AURANGABAD	26141	25360	25360	0	781
8	BEED	26878	26108	26108	0	770
9	BHANDARA	17612	15606	15606	0	2006
10	BULDHANA	21702	20343	20343	0	1359
11	DHULE	21790	18272	18272	0	3518
12	GADCHIROLI	16834	15347	15347	0	1487
13	GONDIA	14261	13495	13495	0	766
14	HINGOLI	27298	17679	17679	0	9619
15	JALGAON	25851	24036	24036	0	1815
16	JALNA	20609	19346	19346	0	1263
17	KOLHAPUR	13090	12889	12889	0	201
18	LATUR	28004	26341	26341	0	1663
19	NAGPUR	16291	11562	11562	0	4729
20	NANDURBAR	26578	14141	14141	0	12437
21	NASHIK	32035	22906	22906	0	9129
22	OSMANABAD	24853	17116	17116	0	7737
23	PALGHAR	11792	11509	11509	0	283
24	PUNE	14672	12765	12765	0	1907
25	RAIGAD	7418	6698	6698	0	720
26	RATNAGIRI	7129	6690	6690	0	439
27	SANGLI	8732	8604	8604	0	128
28	SATARA	10647	10647	10647	0	0
29	SINDHUDURG	2141	2108	2108	0	33
30	SOLAPUR	18718	18482	18482	0	236
31	THANE	6264	4983	4983	0	1281
32	WARDHA	13147	11264	11264	0	1883
33	WASHIM	11503	10551	10551	0	952
34	YAVATMAL	30045	27280	27280	0	2765
Total		671067	574453	574503	50	96564

Remaining Sanction RANK

SATARA	0
SINDHUDURG	33
SANGLI	128
KOLHAPUR	201
SOLAPUR	236
PALGHAR	283
RATNAGIRI	439
RAIGAD	720
GONDIA	766
BEED	770
AURANGABAD	781
AHMEDNAGAR	799
WASHIM	952
JALNA	1263
THANE	1281
BULDHANA	1359
GADCHIROLI	1487
LATUR	1663
JALGAON	1815
WARDHA	1883
PUNE	1907
BHANDARA	2006
PARBHANI	2120
YAVATMAL	2765
AMRAVATI	3317
DHULE	3518
NAGPUR	4729
NANDED	4829
AKOLA	5849
OSMANABAD	7737
NASHIK	9129
HINGOLI	9619
CHANDRAPUR	9743
NANDURBAR	12437

राज्यपुरस्कृत आवास योजना ग्रामीण - पूर्ण घरकूले

Sr. No.	Division	Sanction	03.06.2023	04.06.2023	Daily_Achievement	Remaining	Avg. Completed Per Day From 20.11.22 to Today	To be Completed in Per Day till 05.06.23
1	AMRAVATI DIV.	95913	67206	67318	112	28595	57	28595
2	AURANGABAD DIV.	171545	107321	107425	104	64120	88	64120
3	NASHIK DIV.	113854	90371	90418	47	23436	63	23436
4	PUNE DIV.	63387	52580	52587	7	10800	23	10800
5	NAGPUR DIV.	97816	71297	71300	3	26516	45	26516
6	KONKAN DIV.	31988	24377	24377	0	7611	15	7611
Total		574503	413152	413425	273	161078	291	161078



राज्यपुरस्कृत आवास योजना ग्रामीण - पूर्ण घरकूले

Sr. No.	District	Sanction	03.06.2023	04.06.2023	Daily Achievement	Remaining	Avg. Completed Per Day From 20.11.22 to Today	To be Completed in Per Day till 05.06.23
1	YAVATMAL	27280	18611	18712	101	8568	15	8568
2	NANDED	21931	12359	12415	56	9516	9	9516
3	AURANGABAD	25360	15469	15494	25	9866	10	9866
4	NASHIK	22906	18951	18972	21	3934	12	3934
5	AHMEDNAGAR	34499	29545	29564	19	4935	25	4935
6	BULDHANA	20343	13988	13997	9	6346	15	6346
7	HINGOLI	17679	9861	9870	9	7809	7	7809
8	JALGAON	24036	17903	17910	7	6126	11	6126
9	KOLHAPUR	12889	10779	10786	7	2103	4	2103
10	JALNA	19346	11557	11562	5	7784	22	7784
11	BEED	26108	14892	14895	3	11213	13	11213
12	LATUR	26341	18850	18853	3	7488	13	7488
13	PARBHANI	17664	13419	13422	3	4242	4	4242
14	BHANDARA	15606	12509	12511	2	3095	4	3095
15	AKOLA	17832	12703	12704	1	5128	9	5128
16	WARDHA	11264	8974	8975	1	2289	7	2289
17	WASHIM	10551	7479	7480	1	3071	8	3071
18	AMRAVATI	19907	14425	14425	0	5482	10	5482
19	CHANDRAPUR	30542	19035	19035	0	11507	12	11507
20	DHULE	18272	13306	13306	0	4966	9	4966
21	GADCHIROLI	15347	11135	11135	0	4212	9	4212
22	GONDIA	13495	10402	10402	0	3093	9	3093
23	NAGPUR	11562	9242	9242	0	2320	4	2320
24	NANDURBAR	14141	10666	10666	0	3475	6	3475
25	OSMANABAD	17116	10914	10914	0	6202	9	6202
26	PALGHAR	11509	7665	7665	0	3844	6	3844
27	PUNE	12765	10134	10134	0	2631	5	2631
28	RAIGAD	6698	4756	4756	0	1942	3	1942
29	RATNAGIRI	6690	6142	6142	0	548	3	548
30	SANGLI	8604	6983	6983	0	1621	3	1621
31	SATARA	10647	9630	9630	0	1017	5	1017
32	SINDHUDURG	2108	1922	1922	0	186	1	186
33	SOLAPUR	18482	15054	15054	0	3428	6	3428
34	THANE	4983	3892	3892	0	1091	2	1091
	Total	574503	413152	413425	273	161078	291	161078

प्रधानमंत्री आवास योजना ग्रामीण - हप्ते वितरण

Sr. No.	Division	1st Installment (Daily Achivement)	1st Installment Remaining	2nd Installment (Daily Achivement)	2nd Installment Remaining	3rd Installment (Daily Achivement)	3rd Installment Remaining
1	NASHIK DIV.	149	9628	104	37308	148	22226
2	AMRAVATI DIV.	9	29184	166	29732	88	15659
3	NAGPUR DIV.	20	9776	91	19024	119	11570
4	AURANGABAD DIV.	18	19269	72	50165	35	24615
5	PUNE DIV.	7	8790	17	15719	47	6613
6	KONKAN DIV.	0	362	10	3148	9	2926
Total		203	77009	460	155096	446	83609

PMAY-G 1st Ins Pending

SINDHUDURG	4
RAIGAD	14
THANE	73
RATNAGIRI	91
PALGHAR	180
GADCHIROLI	285
SANGLI	397
KOLHAPUR	539
SATARA	629
DHULE	912
NASHIK	1064
PARBHANI	1092
NANDURBAR	1256
GONDIA	1348
WARDHA	1489
NAGPUR	1824
JALNA	1868
HINGOLI	1930
PUNE	1944
CHANDRAPUR	1950
LATUR	2223
AURANGABAD	2655
WASHIM	2861
BHANDARA	2880
AHMEDNAGAR	2967
OSMANABAD	3077
BEED	3205
NANDED	3219
JALGAON	3429
YAVATMAL	3556
AKOLA	3811
SOLAPUR	5281
BULDHANA	7820
AMRAVATI	11136

PMAY-G 2nd Ins Pending

SINDHUDURG	208
RATNAGIRI	373
RAIGAD	497
THANE	550
SATARA	1025
WARDHA	1177
PALGHAR	1520
OSMANABAD	1835
PUNE	2249
KOLHAPUR	2406
GADCHIROLI	2440
NAGPUR	2842
HINGOLI	3007
WASHIM	3039
AHMEDNAGAR	3519
GONDIA	3616
SANGLI	3739
LATUR	4075
CHANDRAPUR	4115
JALNA	4227
AKOLA	4666
BHANDARA	4834
AURANGABAD	5446
PARBHANI	5480
NASHIK	5695
BULDHANA	5789
SOLAPUR	6300
DHULE	6608
BEED	7917
YAVATMAL	8075
AMRAVATI	8163
NANDURBAR	8942
JALGAON	12544
NANDED	18178

PMAY-G 3rd Ins Pending

SINDHUDURG	225
RATNAGIRI	357
RAIGAD	368
THANE	501
WARDHA	847
SATARA	852
KOLHAPUR	949
PUNE	1046
NAGPUR	1340
SANGLI	1452
PALGHAR	1475
HINGOLI	1479
LATUR	1899
GADCHIROLI	2043
BHANDARA	2080
AKOLA	2169
WASHIM	2195
SOLAPUR	2314
AURANGABAD	2424
CHANDRAPUR	2462
AHMEDNAGAR	2705
GONDIA	2798
OSMANABAD	2929
PARBHANI	2929
JALNA	2998
BULDHANA	3022
AMRAVATI	3223
BEED	3741
NASHIK	3753
DHULE	3804
JALGAON	4065
YAVATMAL	5050
NANDED	6216
NANDURBAR	7899

प्रधानमंत्री आवास योजना ग्रामीण - हप्ते वितरण

Sr. No.	District	1st Installment (Daily Achivement)	1st Installment Remaining	2nd Installment (Daily Achivement)	2nd Installment Remaining	3rd Installment (Daily Achivement)	3rd Installment Remaining
1	JALGAON	140	3429	18	12544	111	4065
2	YAVATMAL	4	3556	105	8075	82	5050
3	GONDIA	10	1348	28	3616	86	2798
4	BHANDARA	8	2880	47	4834	25	2080
5	DHULE	9	912	44	6608	4	3804
6	NANDED	14	3219	32	18178	9	6216
7	BULDHANA	1	7820	49	5789	0	3022
8	NANDURBAR	0	1256	31	8942	15	7899
9	SATARA	0	629	2	1025	41	852
10	JALNA	0	1868	13	4227	18	2998
11	AMRAVATI	2	11136	12	8163	4	3223
12	PARBHANI	2	1092	16	5480	0	2929
13	AHMEDNAGAR	0	2967	6	3519	11	2705
14	PALGHAR	0	180	10	1520	7	1475
15	SOLAPUR	2	5281	11	6300	4	2314
16	NASHIK	0	1064	5	5695	7	3753
17	NAGPUR	1	1824	5	2842	3	1340
18	LATUR	1	2223	6	4075	1	1899
19	WARDHA	0	1489	6	1177	1	847
20	AURANGABAD	0	2655	1	5446	5	2424
21	CHANDRAPUR	0	1950	5	4115	0	2462
22	GADCHIROLI	1	285	0	2440	4	2043
23	KOLHAPUR	1	539	3	2406	1	949
24	OSMANABAD	1	3077	2	1835	1	2929
25	SANGLI	4	397	0	3739	0	1452
26	AKOLA	1	3811	0	4666	2	2169
27	BEED	0	3205	2	7917	1	3741
28	PUNE	0	1944	1	2249	1	1046
29	RAIGAD	0	14	0	497	1	368
30	THANE	0	73	0	550	1	501
31	WASHIM	1	2861	0	3039	0	2195
32	HINGOLI	0	1930	0	3007	0	1479
33	RATNAGIRI	0	91	0	373	0	357
34	SINDHUDURG	0	4	0	208	0	225
	Total	203	77009	460	155096	446	83609

राज्यपुरस्कृत आवास योजना ग्रामीण - हप्ते वितरण

Sr. No.	Division	1st Installment (Daily Achivement)	1st Installment Remaining	2nd Installment (Daily Achivement)	2nd Installment Remaining	3rd Installment (Daily Achivement)	3rd Installment Remaining
1	AURANGABAD DIV.	277	16479	495	29772	537	13399
2	NAGPUR DIV.	525	6081	152	11547	162	4068
3	AMRAVATI DIV.	38	3382	247	12118	281	6443
4	NASHIK DIV.	83	4097	121	9242	137	5341
5	KONKAN DIV.	55	976	86	2665	78	1626
6	PUNE DIV.	10	1890	64	4295	75	2208
Total		988	32905	1165	69639	1270	33085

State Schemes 1st Ins Pending

SINDHUDURG	13
RATNAGIRI	54
SATARA	74
NANDURBAR	79
THANE	81
SANGLI	173
NASHIK	225
PUNE	243
WARDHA	311
RAIGAD	323
AKOLA	359
WASHIM	366
DHULE	386
GADCHIROLI	412
BHANDARA	457
PALGHAR	505
AMRAVATI	560
NAGPUR	561
PARBHANI	653
SOLAPUR	665
BULDHANA	666
KOLHAPUR	735
GONDIA	911
JALNA	1077
LATUR	1099
YAVATMAL	1431
AHMEDNAGAR	1545
OSMANABAD	1584
JALGAON	1862
BEED	2449
HINGOLI	2619
CHANDRAPUR	3429
AURANGABAD	3449
NANDED	3549

State Schemes 2nd Ins Pending

SINDHUDURG	58
RATNAGIRI	131
SATARA	387
THANE	403
RAIGAD	591
SANGLI	757
KOLHAPUR	843
PUNE	880
NANDURBAR	898
WARDHA	1024
NAGPUR	1065
BHANDARA	1150
GONDIA	1279
SOLAPUR	1428
GADCHIROLI	1481
PALGHAR	1482
WASHIM	1579
NASHIK	1619
BULDHANA	1942
JALGAON	2148
AHMEDNAGAR	2223
DHULE	2354
PARBHANI	2502
AMRAVATI	2510
AKOLA	2527
JALNA	3030
OSMANABAD	3260
AURANGABAD	3511
YAVATMAL	3560
LATUR	3574
HINGOLI	3841
NANDED	4836
BEED	5218
CHANDRAPUR	5548

State Schemes 3rd Ins Pending

SINDHUDURG	37
RATNAGIRI	107
THANE	223
SATARA	252
KOLHAPUR	332
NAGPUR	334
SANGLI	368
BHANDARA	369
WARDHA	424
RAIGAD	504
GONDIA	582
PUNE	596
SOLAPUR	660
PALGHAR	755
WASHIM	797
NASHIK	856
PARBHANI	952
NANDURBAR	980
AMRAVATI	1043
DHULE	1070
HINGOLI	1110
CHANDRAPUR	1125
AHMEDNAGAR	1216
JALGAON	1219
AKOLA	1221
GADCHIROLI	1234
OSMANABAD	1322
NANDED	1393
BULDHANA	1417
AURANGABAD	1619
LATUR	1875
YAVATMAL	1965
JALNA	2398
BEED	2730

राज्यपुरस्कृत आवास योजना ग्रामीण -हप्ते वितरण

Sr. No.	District	1st Installment (Daily Achivement)	1st Installment Remaining	2nd Installment (Daily Achivement)	2nd Installment Remaining	3rd Installment (Daily Achivement)	3rd Installment Remaining
1	CHANDRAPUR	421	3429	50	5548	51	1125
2	AURANGABAD	125	3449	131	3511	156	1619
3	LATUR	11	1099	114	3574	125	1875
4	AKOLA	4	359	99	2527	65	1221
5	NANDED	53	3549	57	4836	52	1393
6	YAVATMAL	21	1431	54	3560	75	1965
7	JALGAON	33	1862	45	2148	68	1219
8	BEED	33	2449	44	5218	60	2730
9	PALGHAR	0	505	66	1482	56	755
10	GONDIA	56	911	40	1279	18	582
11	HINGOLI	34	2619	46	3841	33	1110
12	AMRAVATI	7	560	57	2510	47	1043
13	JALNA	4	1077	53	3030	52	2398
14	DHULE	14	386	44	2354	32	1070
15	BULDHANA	4	666	22	1942	61	1417
16	OSMANABAD	8	1584	31	3260	46	1322
17	RAIGAD	43	323	19	591	14	504
18	WARDHA	21	311	20	1024	26	424
19	AHMEDNAGAR	28	1545	10	2223	20	1216
20	GADCHIROLI	9	412	15	1481	26	1234
21	WASHIM	2	366	15	1579	33	797
22	BHANDARA	11	457	9	1150	24	369
23	NAGPUR	7	561	18	1065	17	334
24	PARBHANI	9	653	19	2502	13	952
25	KOLHAPUR	2	735	22	843	15	332
26	SOLAPUR	3	665	14	1428	22	660
27	NASHIK	8	225	20	1619	10	856
28	SATARA	4	74	11	387	13	252
29	PUNE	0	243	9	880	14	596
30	SANGLI	1	173	8	757	11	368
31	THANE	10	81	0	403	4	223
32	NANDURBAR	0	79	2	898	7	980
33	RATNAGIRI	2	54	1	131	4	107
34	SINDHUDURG	0	13	0	58	0	37
	Total	988	32905	1165	69639	1270	33085

प्रधानमंत्री आवास योजना ग्रामीण - Delayed Houses

■ पहिला हप्ता मिळाल्यानंतर १२ महिने उलटूनही अपूर्ण घरकुले
 ■ पहिला हप्ता मिळाल्यानंतर १८ महिने उलटूनही अपूर्ण घरकुले
 ■ पहिला हप्ता मिळाल्यानंतर १० दिवसानंतरही दुसरा हप्ता न मिळालेले घरकुले
■ दुसरा हप्ता मिळाल्यानंतर १० दिवसानंतरही तिसरा हप्ता न मिळालेले घरकुले
 ■ तिसरा हप्ता मिळाल्यानंतर १० दिवसानंतरही अपूर्ण घरांची संख्या

AHMEDNAGAR	2592	1647	3169	1691	37
AKOLA	4214	3369	3450	852	555
AMRAVATI	7585	5369	6882	1491	1040
AURANGABAD	2857	2210	4831	1136	490
BEED	2692	1797	6758	1724	436
BHANDARA	7253	4973	4412	797	2322
BULDHANA	3163	2113	4207	908	760
CHANDRAPUR	3495	1929	3395	781	314
DHULE	8111	4020	5748	2362	1629
GADCHIROLI	4232	2366	2204	1187	964
GONDIA	1766	1635	3008	1029	131
HINGOLI	1468	649	2651	512	105
JALGAON	9057	6466	11006	2129	640
JALNA	1744	1062	3335	906	345
KOLHAPUR	2061	708	2285	315	88
LATUR	855	695	2855	496	42
NAGPUR	3438	2273	2534	439	586
NANDED	10574	8764	14783	2121	355
NANDURBAR	13854	9870	7943	4765	5313
NASHIK	7846	3503	4838	2088	1500
OSMANABAD	1409	576	1216	452	6
PALGHAR	1272	622	1263	740	727
PARBHANI	1062	719	4677	678	126
PUNE	2512	1687	1931	548	489
RAIGAD	779	235	468	252	169
RATNAGIRI	265	39	337	149	81
SANGLI	3246	2227	3326	590	178
SATARA	734	351	818	252	175
SINDHUDURG	156	77	194	71	35
SOLAPUR	5164	4515	5111	1242	561
THANE	909	187	509	196	344
WARDHA	1214	765	914	223	218
WASHIM	1336	791	2448	482	54
YAVATMAL	6914	4208	6861	1888	1713